
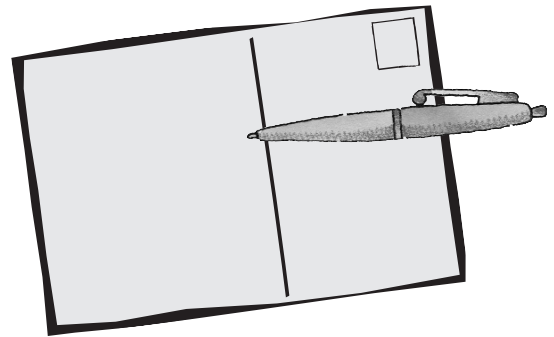


Online Book Club

The Little Green Man Mystery

Bring It To Life!

1. What do you think aliens look like? Draw a portrait of your imagined alien.
2. Write a message to a friend and leave out certain words. Let your friend try to decipher your message by filling in the blanks!
3. Pretend you're an alien with your own language. In a small group, make up your own communication system. You can make up words, draw pictures, make up a sign language, etc. Then, share your new language with the other alien groups!
4. Imagine you're on vacation on another planet. Write a postcard to send to a friend on Earth.



Make Your Own Alien!

You can make your own alien using papier mache! You'll need some materials:

Newspaper

Masking Tape

Colorful construction paper

Ping-pong balls and googly eyes

Hot glue

Pipe cleaners

Papier mache glue mixture:

To make the special glue for your papier mache project, mix one part water with two parts flour. Mix well to stir out any lumps or clumpy flour. The glue shouldn't be too thick. It should be like soup.



Once you have your materials and have made your special glue, you can begin constructing an alien!

1. Shape the newspaper into balls and shapes for the body, head, arms, and legs of your alien. These shapes can be abstract or geometrical. It's up to you! Once you have balled up your newspaper, cover your paper body parts with masking tape.
2. Rip the colorful construction paper into pieces. Dip each of the small pieces of construction paper into the special glue. Don't get the paper too wet! It should be wet enough to be sticky but not dripping.
3. Cover the body parts with the glue-covered construction paper.
4. Let all of the pieces dry overnight. Put the wet pieces next to a fan to speed up drying.
5. Once your pieces are dry, cut holes in the body piece and fit the head, arms, and legs into the holes. Use the masking tape to secure them in place and cover up the masking tape with more construction paper covered in glue.
6. Use your hot glue to attach the googly eyes in the center of two (or more!) ping-pong balls to serve as your alien's eyes. Hot glue these eyes to the head of your alien. You can use pipe cleaners for antennae. Let the alien dry completely.
7. Now that you have created an alien, give it a name, decide what planet it is from (you can invent this planet!), and imagine what its family is like. What is life like on your alien's planet? Write your own story about a day in the life of your new alien.

Online Pop Quiz

The Little Green Man Mystery

1. What is formaldehyde?
2. Who found the alien postcard in the Dead Letters Only box?
3. What does KISS stand for? Write it out in words.
4. What does Peter and Piper's father do for a living?
5. What name did Peter give to the family's RV?
6. What image helped Peter to discover the missing piece of the postcard?
7. To what or whom did the green eyes belong that the family saw in the desert?
8. What is John's nickname in the story?




Dear Alien: The Little Green Man Mystery

Scavenger Hunt

Want to have some fun? Let's go on a scavenger hunt! See if you can find the items below related to *Dear Alien: The Little Green Man Mystery*. (Teachers: You have permission to reproduce this form for your students.)

- ___ 1. Three stamps
- ___ 2. A picture of James Bond
- ___ 3. Two sheets of tin foil (for alien antennae!)
- ___ 4. A flashlight
- ___ 5. An alien-green T-shirt
- ___ 6. A paper plate (to make your own flying saucer!)
- ___ 7. A loaf of bread
- ___ 8. A magnifying glass
- ___ 9. Vegetable oil
- ___ 10. BOTH definitions of "alien"



Online Book Club

The Little Green Man Mystery

Talk About It!

1. Have you ever taken a road trip? If so, what was fun about it? If not, where would you like to go?
2. Do you believe in aliens? Why or why not?
3. If you were a spy with a special spy kit, what would you keep in it?
4. If you could talk to aliens, what would you ask them? What would you share with them about yourself and Earth?
5. Aliens can have some really cool names. What would your alien name be if you were an alien?
6. Can you think of any times you've felt like a visitor on a strange planet like Maria and her cousin do? When and why did you feel this way?
7. What do you think life would be like on an alien planet?
8. Why did Maria's scars make it harder for her to make friends?




Online Information


The Little Green Man Mystery

Amazing Alien Trivia

1. In rural areas where there are fields of crops like corn, there have been instances where mysterious patterns have appeared in the corn. These patterns are called crop circles. Since no one has been able to explain what causes these intricate patterns, some people think they are the artwork of aliens!
 - Crop circles have been found in over 70 countries around the world!
 - Farmers have claimed that their tools stop working in the middle of a crop circle!
2. If your job is to study aliens, you are an astrobiologist, or you could call yourself an exobiologist or a xenobiologist.
3. Life cannot be sustained without water, so scientists are always very excited when traces of water are found on other planets. This means that life might exist! For example, Europa, one of Jupiter's moons, is believed to have a layer of water under its surface. Astrobiologists have been taking a very close look at this moon.
4. In 1947 in Roswell, New Mexico, pieces of metal mysteriously came crashing out of the sky. Some people believed that was a piece of a flying saucer flown by aliens!
5. People also claimed to have seen alien bodies in Roswell around the time of the falling metal. It was later discovered that the U. S. Air Force had been running tests, and that these "aliens" were probably dummies used by the military for their tests.
6. Since 1996, an alien festival is held in Roswell every year complete with an Alien Masquerade Ball!
7. A man named Kenneth Arnold reported the first UFO sighting in 1947 at Mount Rainier, Washington. He claimed to have seen a series of nine flying, saucer-shaped objects of unusual size and speed. Arnold's initial description of the UFOs started the phrase "flying saucers."



Alien Word Search



Find the words you learned about in
Dear Alien: The Little Green Man Mystery

J P B P M S Y X I A A K M
C M O U L X V R R N I Z Q
L R Q S A A O L E T F E G
C I A L T S N P X E A E H
T P A G W C O E P N O U S
C G V E N C A O T N L G G
N U L E S A H R A A D R R
P L V E Y K H Y D I A O H
G H L E M U T S O C E M K
Y E C O Y O T E W O R K I
T W G V L I L E A C B A S
V E N E Z U E L A V G D S
Q V Q U Q L N N V C E X T



Word Bank

POSTCARD
HANGAR
ANTENNA
KISS
ROSWELL
COYOTE
PLANET

BREADLOAF
MORGUE
GALAXY
TELESCOPE
COSTUME
VENEZUELA

