


# Animal Trivia



- When a dolphin is sick or injured, it makes a distress call to other dolphins, who help bring it to the surface so it can breathe.

- A queen ant can live up to 25 years of age.

- A hippopotamus can run faster than a man.

- When two dogs walk up to each other, the dog that wags its tail very slowly is in control of the situation.

- A kangaroo can't hop if its tail is lifted off the ground—it uses its tail for balance.

- Cats don't usually meow at each other. They meow to communicate with humans.


- What is a group of owls called?  
A parliament.

- The horn of a rhinoceros is made of hair.

- Camels have three eyelids to protect their eyes from desert sand.

- Bats have such thin leg bones that they cannot walk.

- Birds do not sleep in their nests.




- A dragonfly only lives for about 24 hours.
- The female lion is a better hunter than the male lion.
- A giraffe can clean its ears with its tongue.
- A group of jellyfish is known as a smack.
- The sting of an Australian Sea Wasp jellyfish can kill a person within three minutes.
- The eye of a goat has rectangular pupils.
- The average cow produces up to 40 glasses of milk every day.



# Zoo Code Buster!

Decipher the codes below and find out the names of some of the top zoos in the United States!



1.          

\_\_\_\_\_

2.     

\_\_\_\_\_

3.     


\_\_\_\_\_

4.          

\_\_\_\_\_

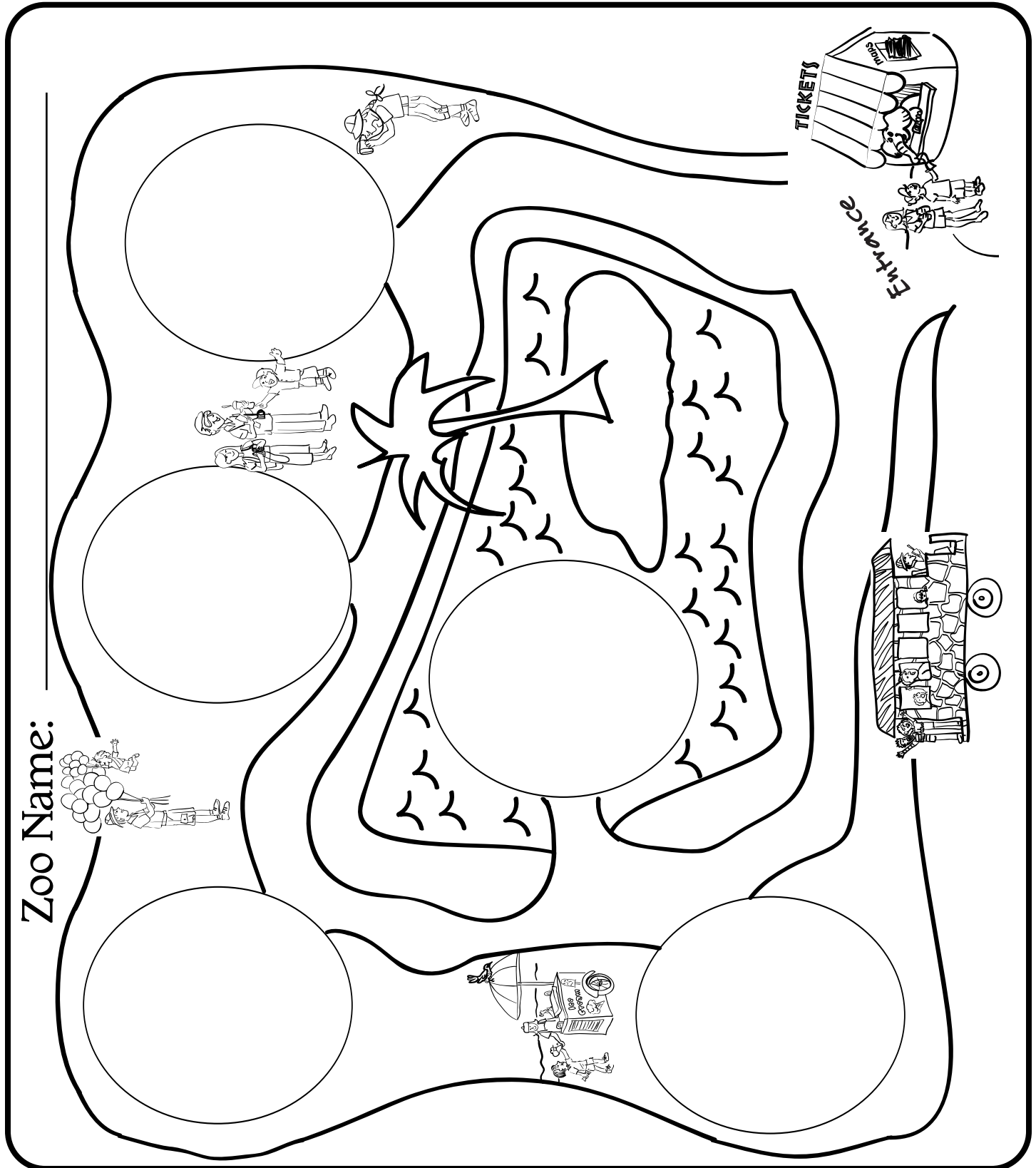
5.          

\_\_\_\_\_



# My Very Own Zoo

Create your own zoo on the basic zoo map below. At the end of each path, you will see a circle. Write the names of your exhibits at the top of each circle. Then, draw pictures of your exhibits inside the circle. Make your zoo so cool that everyone will want to visit it!




Zoo Name: \_\_\_\_\_

# Penguin Puppet

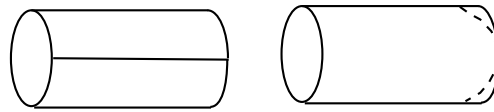
## Materials:

- 1 - 9x12-inch black construction paper
- 2 - 3x6-inch black construction paper
- 1 - 3x4-inch white construction paper
- 1 - 1x3-inch orange construction paper
- 2 - 3x3-inch orange construction paper
- scissors and glue

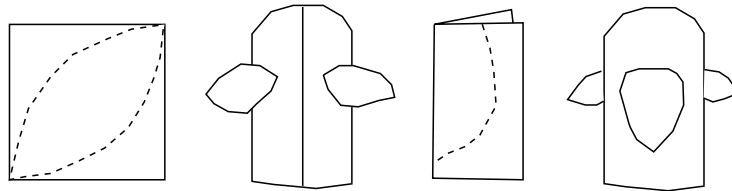


## Directions:

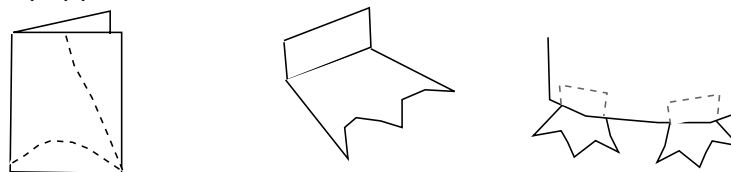
1. Put glue along one short side of the 9x12 black paper and roll into a tube. Glue the inside flap to the front with a dot of glue at each end. Cut off corners at one end, rounding off the edges.



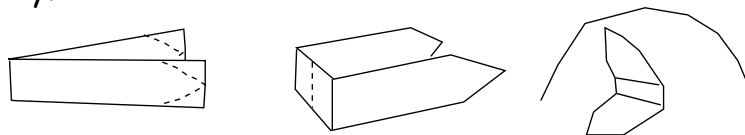
2. Cut the 3x6-inch pieces of black paper together, cutting off the corners to make wings. A leaf shape will work. Paste them to the back of the puppet, one on each side. Fold the 3x4-inch white paper in half and cut the corners to make the chest. Paste that to the front.



3. Fold the two 3x3-inch pieces of orange paper in half, together, and cut the webbed feet. Fold the top edge down about one-half inch to make a tab and glue only that portion to the inside front edge of the puppet.



4. Fold the 1x3-inch orange paper and cut off the corners on the open end to make the beak. Make an additional fold, near the middle fold on each side, to make a surface so it can be glued to the front of the body.



5. Use scraps of white and black construction paper to cut circles to make the eyes. The white circles should be larger than the black ones. Glue the black circles to the white and then glue them to the front of the puppet above the beak. Your puppet is complete!



# Zoo Word Search

Find the names of the animals you learned about in *The Zany Zoo Mystery*.

M Z P P R R Z T F R Y U O  
B R D R I E N D P A F M G  
M W A N I A G E F E R L N  
J X Z E H M N I E B M X J  
K C Q P B G A S T A A Q L  
K P E G U R O T H D N F K  
G L E I D O A K E N A L J  
E O N M G K G L Z A T L E  
L I O N O U Q S O P E K K  
N A T U G N A R O P E R A  
A T X G B Q R G R I E H N  
F L A M I N G O Y O S Z S  
S U R L A W F Y F W X B K



## WORD BANK

ORANGUTAN  
WALRUS  
TIGER  
ELEPHANT  
FLAMINGO  
GOOSE  
PENGUIN

PRIMATE  
LION  
POLAR BEAR  
SNAKE  
MANATEE  
PANDA BEAR

