


GALLOPADE CURRICULUM



2025

EMPOWERING TEACHERS | ENGAGING STUDENTS

WHY GALLOPADE?

Gallopade Curriculum is a comprehensive and flexible Social Studies curriculum designed to engage students in a robust and interactive learning experience with real-world applications. Gallopade Curriculum is written to align completely with the latest **Georgia Standards of Excellence for Social Studies**.

For more than 45 years, Gallopade has partnered with educators and experts to create effective, proven, easy-to-use resources that ensure students learn and retain information and develop the critical thinking skills required for Social Studies success.

Gallopade seamlessly integrates print and digital resources to create a dynamic learning program that empowers teachers to meet the needs of all learners.

GALLOPADE MAKES TEACHING SOCIAL STUDIES EASIER, EFFECTIVE, AND FUN!



PUTTING IT TOGETHER

Gallopade Curriculum helps you prepare students to become informed, productive, and responsible citizens.



GALLOPADE'S APPROACH

Gallopade Curriculum is evidence-based and results-oriented, helping students of all learning styles understand and master essential Social Studies content and skills. Proven learning strategies used throughout the curriculum include chunking content into “small bites,” facilitating active learning via engaging activities throughout the text, and blending Social Studies and inquiry in an interdisciplinary approach.

Step-by-step lessons, abundant resources, and purposeful activities support an engaging and interactive learning experience, while also giving teachers the flexibility and tools to differentiate instruction to help every student succeed.

NEW FOR GEORGIA

- Full-Color Student Books
- Step-by-Step Teacher's Guide
- New Teaching Tools
- Curated Content Boards
- “I can...” Learning Targets
- At-Home Support materials
- GO! — Gallopade's new digital platform
- Vocabulary Games for Grades 3-5

**GALLOPADE CURRICULUM MEETS 100% OF
THE GEORGIA STANDARDS OF
EXCELLENCE FOR SOCIAL STUDIES (GSEs)**

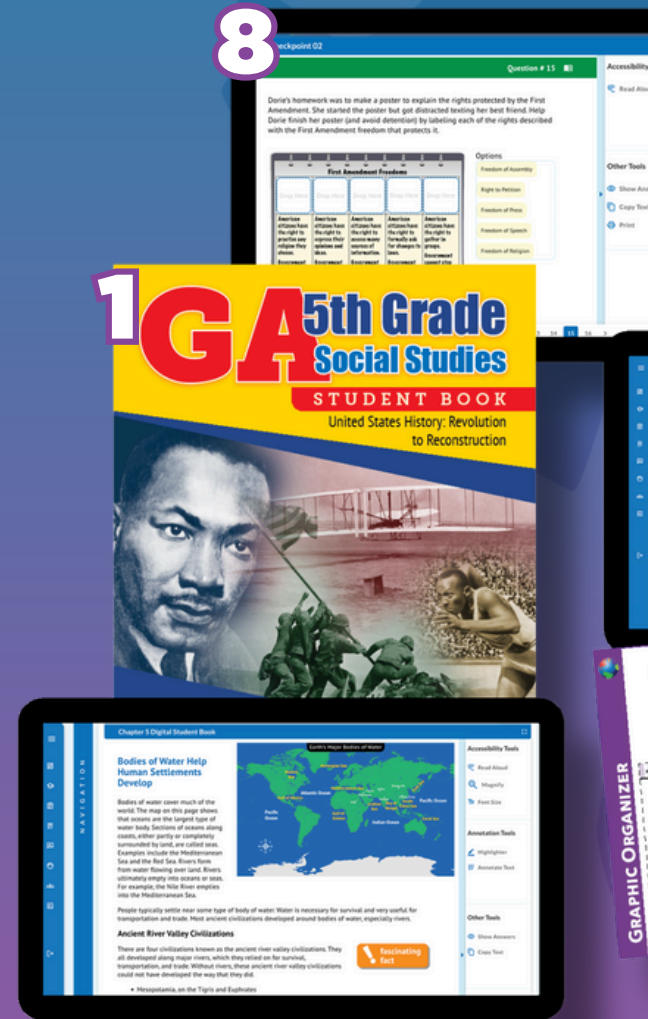
GALLOPADE CURRICULUM

Students and educators need a solution that is effective, easy to use, and flexible.

Gallopade Curriculum delivers.

All elements of Gallopade Curriculum work together to create an effective, easy-to-use program. With Gallopade Curriculum, you'll be prepared to guide students through a customized learning experience, positively impacting their mastery of the standards and helping them prepare for college, career, and civic success.

Teachers and students receive print and digital access to a comprehensive curriculum that is 100% aligned with the **Social Studies Georgia Standards of Excellence**.



1 STUDENT BOOK

Gallopade merges standards-based content with disciplinary-thinking activities, going beyond traditional textbooks to engage students and enhance learning.

2 CLICKBOOK

This interactive, dynamic, and comprehensive online Social Studies resource is ideal for digital learning.

3 TEACHER'S EDITIONS

The Part 1: Step-by-Step Teaching Guide includes ready-to-use, easily adaptable lessons that support bell-to-bell instruction as well as reinforcement, remediation, and enrichment. Part 2 provides answers to all Student Book questions and activities.

4 TEACHING TOOLS

Teachers can expand instruction beyond the Student Book with an array of online and printable resources. It's easy to know what to use when used with the Teacher's Edition. Teaching Tools are available for every chapter.

5 CURATED CONTENT BOARD IMAGES

Carefully selected high-quality images, including primary and secondary sources aligned to content, encourage critical thinking. Inquiry strategies included will prompt students to analyze, make connections, draw conclusions, support claims with evidence, and more.



6 GO! GALLOPADE ONLINE

GO! engages students in a digital learning experience that is engaging and easy to use. GO! also empowers teachers with everything they need to plan, teach, assign, and measure students' success.

9 AVAILABLE ADD-ON BIOGRAPHY READERS

Informative readers, correlated to the standards, bring historical figures to life and add to students' knowledge and comprehension.

See pages 20-21 for titles available for Georgia!

7 GRADING & REPORTING

Easily assess and measure learning with district, school, and class reports.

8 EXPERTTRACK

Pre-built Checkpoint, Benchmark, and End-of-Year Tests make it easy to assess learning throughout the year. Assessments are auto-graded for easy teacher and student review. Teachers can also use the Item Bank to create custom questions and assessments.

PUTTING IT TOGETHER

Gallopade Curriculum is a COMPLETE curriculum. It ensures all standards are covered, while also giving teachers the tools and flexibility to meet the needs of their specific classes and students. GO!'s functionality for assigning, assessing, grading, and reporting ties it all together.



STUDENT BOOK

Grades K-8 | PRINT + DIGITAL

No Ordinary Textbook

Gallopade combines textbook content with workbook activities for an all-in-one student resource. The comprehensive Student Book engages students and creates an interactive learning experience.

Students receive their own book to write in and interact with, providing a consumable option that guarantees standards alignment, year after year.

EVIDENCE BASED

Gallopade Curriculum uses an interactive “small-bites” approach to learning that improves comprehension and retention of newly learned content, concepts, and skills.

100% Aligned to Georgia's Social Studies Standards

STUDENT BOOK ACTIVITIES INCLUDE:

- Analyze Charts and Graphs
- Assess Your Understanding
- Building an Argument
- Cause and Effect
- Chronological Events
- Critical Thinking
- Compare and Contrast
- Express Your Opinion
- Fact and Opinion
- Interpreting Historical Sources
- Map Skill-Builders
- Point of View
- Primary Source Analysis
- Problem-Solution
- Reading for Information
- True or False
- Writing Prompts
- And More!

PUTTING IT TOGETHER

BIG Questions start every chapter and spark inquiry. Active learning and skills instruction are also integrated into the Gallopade **Student Book**, providing students with dynamic educational experiences that drive deep understanding and critical thinking.



TEACHER TESTIMONIAL

“Gallopade provides my students with material that is understandable, relatable, and actually fun to do!”

— April A. - 7th Grade Social Studies Teacher

CONSUMABLE TEXTBOOK + WORKBOOK, ALL-IN-ONE RESOURCE

Unit 1 Governing the New Nation

Chapter 1 George Washington's Presidency and Precedents

1 BIG question How did George Washington solve domestic challenges and set precedents as he organized the first national executive branch under the new Constitution?

Section 1 George Washington Takes Office

First President of Precedents

Representatives to the Electoral College met for the first time on February 4, 1789. They elected George Washington as the first president of the United States. His presidency influenced the economic, political, and social development of the United States. Washington had no examples to follow about what he should do as president because the U.S. government and the presidency were new. His actions became **precedents** for what a president should do and how a president should act. They influenced the presidents who followed him.

Washington's Advisors

The Constitution of the United States gives the president the power to appoint officials to lead executive departments with the "advice and consent" of the Senate. The Constitution also gives the president the right to "require the opinion" of executive department heads. However, the Constitution does not provide many other details about the organization and structure of the executive branch of government. George Washington had to decide how he would manage and organize the executive branch, and this was one of the first **domestic** challenges he faced.

Cabinet: a group of advisors to the president who each head a department of the executive branch

domestic: within one's own country

precedent: an action or event that serves as a guide for similar actions or events in the future

Washington had four cabinet members: three executive department heads and one other important executive branch leader.

There are 15 executive departments, and the head of each department participates in the Cabinet. The vice president and other important executive branch leaders also participate.

Effects of the National Bank

The national bank:

- helped stabilize currency
- gave the national government a place to deposit tax revenue
- provided loans to the national government so it could carry out its duties

Aligns with 7.EP.7.B.1, 7.EP.7.B.2, 7.EP.7.B.3, 7.EP.7.B.4, 7.EP.7.B.5

Precedent and Problem

George Washington and Congress established a precedent with the creation of a national bank that influenced future executive and legislative branches. The national executive and legislative branches would play a role in stabilizing the economy. The first national bank of the United States remained open until 1811, but the issues related to national banks and national power were far from settled. This precedent heightened ongoing disagreements about the powers of the national government under the Constitution.

Problem-Solution

Explain the solution the Washington administration pursued for each problem.

- Problem:** The state governments owed large amounts of money for Revolutionary War debts.
- Problem:** The new national government needed to stabilize the economy and handle its own financial affairs, such as making payments and collecting taxes.

Solution:

Writing Prompt

Take the perspective of Alexander Hamilton or Thomas Jefferson in the disagreement over the national bank. Write a letter to George Washington explaining your position. Be sure to back up your position with evidence about why you believe the bank is or is not permitted under the Constitution.

Section 2 Stabilization of the Economy

Alexander Hamilton Takes Action

The national economy presented Washington with a domestic challenge when he took office. There were many problems, including:

- The state governments owed large amounts of money for Revolutionary War debts.
- Currency circulation was not stable.
- More businesses and people needed loans than could get them.
- The new national government needed a reliable way to handle its own financial affairs, such as making payments and collecting taxes.

Washington wanted his Secretary of Treasury, Alexander Hamilton, to stabilize the economy. Hamilton suggested two actions.

Action 1

Alexander Hamilton wanted the national government to **assume** the revolutionary debt from the states. He argued the national government could **lead** this revolutionary debt through certain new taxes and land sales. This would allow people who held the debt to be repaid and create trust in the new government. Secretary of State Thomas Jefferson did not think the national government should take over this debt, but he agreed to it in the Compromise of 1790. Jefferson was later said to regret this decision.

Action 2

Alexander Hamilton believed the United States needed to create a national bank to handle the government's financial affairs and help stabilize the economy. However, Thomas Jefferson believed that such a bank was unconstitutional. Jefferson argued that since the Constitution did not mention a power to create any corporation such as a national bank, the national government did not have the power to create one. Alexander Hamilton argued that the Constitution did allow the national government to create a national bank because it gave the national government powers related to taxes and trade. Hamilton convinced George Washington to sign the national bank bill that Congress passed in 1791.

Vocabulary

assume: take on

lead: to give money for a particular purpose

Activities Help Students Build Social Studies Knowledge and Skills

INQUIRY

challenges students to explore, learn, and communicate

PRIMARY SOURCES

encourage analysis, making claims, and citing evidence

WRITING PROMPTS

integrate ELA skills with research and critical thinking

POINT OF VIEW

explores the historical relevance of events from multiple perspectives

CAUSE AND EFFECT

prepares students to become responsible, engaged citizens

PROBLEM-SOLVING

sparks logical thinking, creativity, and perseverance



The Science of Reading

Social Studies instruction is essential.

Gallopade Curriculum helps students build background knowledge that is critical for reading and writing success.

Unit 1 - Founding the United States of America

- Chapter 1 - The Declaration of Independence
- Chapter 2 - The Constitutional Convention
- Unit 2 - Papers and Places
- Chapter 3 - How Our Government Works
- Chapter 4 - The Geography and Land
- Unit 3 - A Growing Nation
- Chapter 5 - The Louisiana Purchase
- Chapter 6 - Settlement of the West
- Unit 4 - A Changing Nation
- Chapter 7 - Regional Development
- Chapter 8 - Slavery and Abolition
- Unit 5 - A Nation of Industry and Commerce
- Chapter 9 - The Second Industrial Revolution

Unit 2 Papers and Places

Chapter 3 How Our Government Works

3 BIG questions Why was the United States government created, and why was it significant? How did the framers of the Constitution create a system of checks and balances? How did the framers of the Constitution create a system of federalism?

Section 1 The Three Branches of Government

Different Branches, Different Powers

As we have learned, the U.S. government is divided into three **branches**: legislative, executive, and judicial. Like your arms and legs, each branch of the government has its own special responsibility to make the U.S. government work.

The **legislative branch** makes the laws. Congress is the head of the legislative branch of the federal government. Congress has two houses: the U.S. Senate and the U.S. House of Representatives. A legislature with two houses is called a **bicameral** legislature. The two houses work together to make laws for the whole United States.

The **executive branch** carries out and enforces the laws. The executive branch also keeps the government running. The president is the head of the executive branch of the federal government. The executive branch includes many government agencies. The agencies make sure the laws are being carried out and enforced.

The **judicial branch** interprets laws. The judicial branch of the federal government is headed by the U.S. Supreme Court and includes other federal courts. Courts decide the meaning of laws. They make sure laws are fair. The three branches work together to make sure the government works properly.

Match the job with the correct branch of government.

1. Police officer
2. Congressman

A. executive branch
B. legislative branch
C. judicial branch

STUDENT EBOOK

With the **Student eBook**, students can log in to their textbook from anywhere with Internet access, ensuring convenience and accessibility.

Students can read, use built-in tools for reading aloud or translation, and highlight and annotate in their personal digital copy.



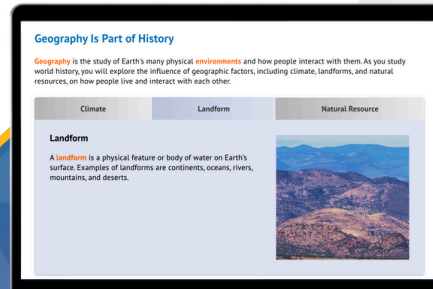
CLICKBOOK

Grades K-8 | DIGITAL



Clickbook is an interactive, engaging, and comprehensive digital Social Studies curriculum resource that is fun and easy to use.

Dynamic, engaging lessons include interactive elements, such as slideshows, pop-ups, tab tables, chapter intro and summary videos, and auto-graded and open response activities to extend learning **“Beyond the Book.”**



STANDARDS ALIGNED

Like all elements of Gallopade Curriculum, Clickbook is 100% aligned with the latest Georgia Standards of Excellence.



ANYWHERE ACCESS

Clickbook allows students to complete and submit activities from anywhere.



EVIDENCE BASED

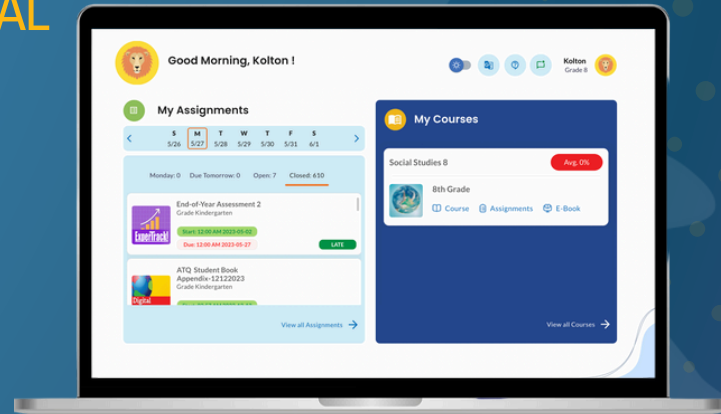
Clickbook helps students build an understanding of Social Studies content and skills through a “small-bites,” interactive format. Results include improved literacy skills and increased retention of knowledge.

GO! GALLOPADE ONLINE

Grades K-8 | DIGITAL

GO! is your students' hub for Social Studies. It brings together all their resources to provide an engaging, interactive platform where students can dive into Social Studies.


Students can use GO! to complete assignments, take assessments, review their work, and see their grades.



INTERACTIVE

Students can access and complete digital assignments using a variety of easy-to-use tools, including:

- Highlight
- Type
- Draw
- Select
- Read Aloud
- Translate



ALL NEW!

VOCABULARY GAMES Grades 3-5

Vocabulary Games are a terrific way for students to build their academic vocabulary.

Teachers can display games for the entire class to view and play together, or students can play individually.



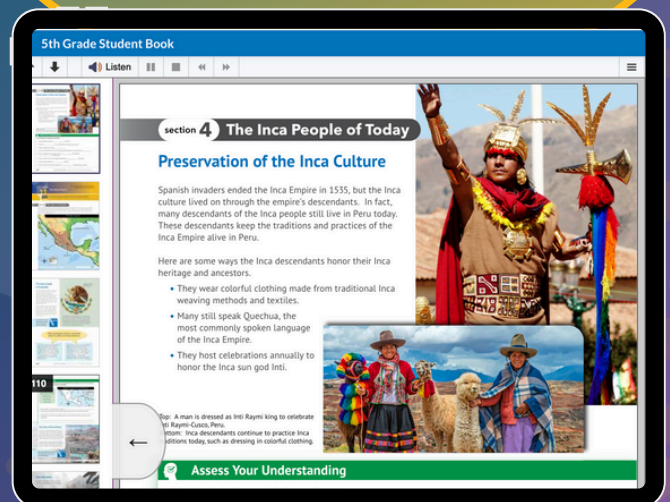
ACCESSIBLE

GO! enhances accessibility with tools that meet UDL requirements to provide opportunities for all learners.

PUTTING IT TOGETHER



GO! is your hub as a teacher, too! Read more about teacher and administrator use on pages 15-17.





TEACHER'S EDITIONS

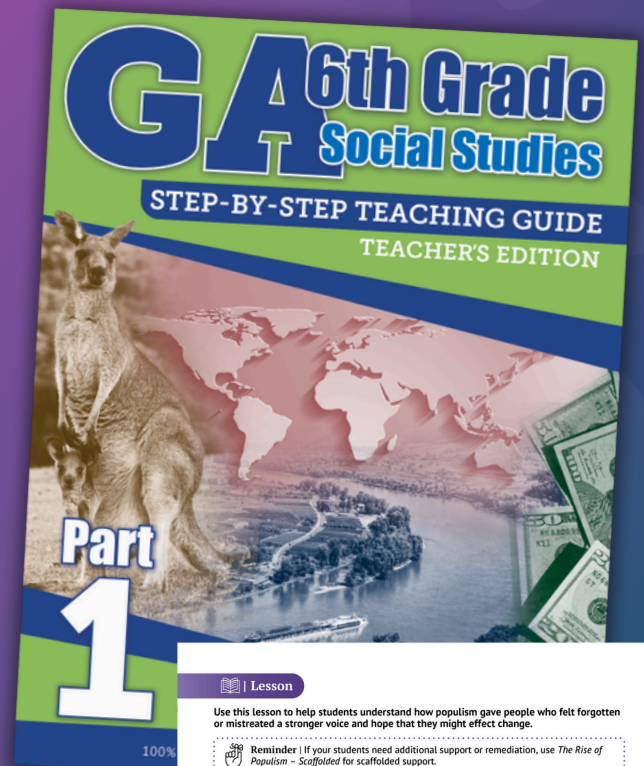
Grades K-8 | PRINT + DIGITAL

Designed by teachers for teachers.

TEACHER'S EDITION PART 1: STEP-BY-STEP TEACHING GUIDE

Your **Teacher's Edition Part 1** provides step-by-step instructions for the activities and lessons related to each chapter. Activities can be used “as is” or easily adapted. Part 1 includes:

- A comprehensive list of resources for each unit and chapter with guidance on when and how to use them
- A scope-and-sequence pacing guide
- Learning Targets in an “I can...” format
- Openers to spark curiosity and activate prior knowledge
- BIG Questions and Supporting Questions (+ answers) to prompt inquiry and frame learning
- High-impact teaching strategies and lessons with step-by-step instructions, tips, differentiation strategies, and more
- Essential vocabulary terms with student-friendly definitions
- Formative assessment strategies for each unit and/or chapter
- Resources to facilitate collaboration, civic engagement, and project-based learning
- **And more!**



Lesson

Use this lesson to help students understand how populism gave people who felt forgotten or mistreated a stronger voice and hope that they might effect change.

Reminder | If your students need additional support or remediation, use *The Rise of Populism* – Scaffolded for scaffolded support.

Lesson 2: The Rise of Populism (Standard 8.1–5; 8.6a–d; 8.7a–d; 8.9c–d)

Materials Needed: Primary Source Analysis: William Jennings Bryan and the Election of 1900

Teacher Tips:

- To further engage students in the analysis of primary sources, provide them with magnifying glasses, if available. These can sometimes be located in Science materials!
- You may also choose to project the image digitally to allow you to zoom in on specific symbols or words.

Directions:

1. **SAY:** In the last lesson we learned a lot about technology and the impact it had on American businesses. What effect do you think the rise in businesses and technology had on the agricultural industry?
 - Possible responses/ predictions may include: Perhaps farmers benefited from technology as well and used it to develop more efficient farming practices. More people left farming and moved to cities to benefit from new technologies.
2. **SAY:**
 - At the turn of the century, big businesses such as Standard Oil and Carnegie Steel became extremely wealthy. The promise of financial gain and access to new technologies meant many people, especially young people, were leaving rural areas and agriculture in favor of moving to urban areas and seeking industry jobs. This had a significant impact on farmers.
3. Explain to students that next they will learn more about these impacts and the ways that farmers responded in this period in history.

Student Book

Teach the content in **Section 2: The Rise of Populism** through a combination of teacher-led discussion and independent student work.

- Remind students to use the Evidence Collector as they read the Student Book.
- Use *Internet Link: Ocala Demands and the Birth of Populism* to expand instruction.
- Discuss key content and review the activities as a class.

4. After students have read about the rise of populism, distribute *Primary Source Analysis: William Jennings Bryan and the Election of 1900*.
 - Use the Teacher Notes included to facilitate analysis and discussion.
 - You may wish to elevate the observation of the image included in *Primary Source Analysis: William Jennings Bryan and the Election of 1900* by using one of the suggestions provided in the Teacher Tip.

The Teacher's Edition includes differentiation strategies and resources for scaffolding, customizing, and extending learning based on your students' unique needs.




TEACHER TESTIMONIAL

“Having access to Gallopade Curriculum makes a huge difference in how I teach. The curriculum provides online and workbook options for delivering instruction. The suggested activities and project ideas give me ways to change up what I do in the classroom. Auto-graded assignments make identifying areas of need and providing feedback easier and provides time to focus on planning instruction.”

— Elizabeth S. - 6th Grade Social Studies Teacher

TEACHER'S EDITION PART 2: STUDENT BOOK ANSWER KEY

Your **Teacher's Edition Part 2** provides all the answers to the questions and activities in the Student Book.



AT YOUR FINGERTIPS


Easily access the digital versions of your Teacher's Editions Part 1 & 2 with GO! - Gallopade Online.

GALLOPADE CURRICULUM TEACHER'S EDITIONS ARE ALSO...



BY THE STANDARDS

Correlations to all state standards are included, offering a convenient, at-a-glance reference so you can clearly identify where each standard is covered in the curriculum.



START TO FINISH

Chapter Openers activate existing knowledge and real-world experiences. A **Formative Review** concludes each chapter to ensure comprehension of content and skills.



CUSTOMIZABLE

Use with a variety of classroom models, including traditional whole group, rotational learning, mini-lesson format, choice boards, and student-led teaching.



TEACHING TOOLS

Grades K-8 | PRINT + DIGITAL

Gallopade's **Teaching Tools** facilitate instruction and save teachers time. Many add rigor and enhance students' depth of knowledge, while others are perfect for differentiating instruction and scaffolding learning. Teaching Tools also focus on inquiry, critical thinking, writing, literacy, and processing skills.

Teaching Tools are available to print or assign online.



Overview Save and Exit Submit as Completed

Writing Prompt

HIRE A CARTOGRAPHER

EXPLAIN THE JOB

are hiring a cartographer to create a map for a large area of land that you own.

might use the map for and write a paragraph to explain your plans.

Primary Source Analysis

JOIN OR DIE POLITICAL CARTOON

See	Think	Wonder

FOUNDING DOCUMENTS
TRIPLE VENN DIAGRAM
COMPARE AND CONTRAST

GRAPHIC ORGANIZER

EUROPEAN EXPLORATION AND SETTLEMENT
Using markers or colored pencils, indicate the various points of exploration and land claims of the countries identified. Fill in the box with the corresponding label.

MAP SKILLS

- ☐ England
- ☐ France
- ☐ The Netherlands
- ☐ Portugal
- ☐ Russia
- ☐ Spain
- ☐ Sweden

EXCERPTS FROM A SHORT DESCRIPTION OF PENNSYLVANIA
PRIMARY SOURCE

A Short Description of Pennsylvania, by Richard Frank

Excerpt 1:

To all our Friends that do desire to know
What Country 'tis we live in, this will show
Altogether to be the story I shall tell.
(This should be you will see this Country well....)

Here are more things than I can well express.
Scarcely to be seen in such a Wilderness
By Day the world, at night we see in Flames,
So that each Day our Saboteurs doth burnish
Obscured by his Name, who shall provide
For you, and us, and all the world beside....

A City, and Towns were raised then,
Whereas we might have seen, and Woodland-men,
Hard Land enough beside.
The best of Houses then was known,
To be of Wood and Clay,
And some were built of Brick and Stone,
Which is a better way.

Vocabulary:

Alford =	Substance =	duh = do	Phorus =
Land	wealth and population		Parus

Handwritten note: "Handwritten note = from the word 'handwritten' = a person who practices and uses and for using in practicing the land, a farmer."

LET'S LEARN PAGE 1

CONTINUED...

PUTTING IT TOGETHER

Study Guides, Formative Reviews, and Interactive Workbook Scavenger Hunts include detailed, key-point reviews of what students need to know. They make an excellent reverse road map for each chapter or unit. Assign them as homework, an open-book test, or an in-class review.

YOUR LIBRARY OF TEACHING TOOLS INCLUDES



...AND MORE!

Teaching Tools help you customize students' learning experiences by giving you the freedom to decide which activities students will complete.

You can also build a learning routine with the tools available for every chapter and unit.



TEACHER TESTIMONIAL

"Gallopade Curriculum does a great job of helping me teach the material that is needed without extra things I do not need. The activities and projects help to provide students with connections to the material and their present lives. Those connections help to increase learning and retention of the material."

— Joseph W. - 8th Grade Social Studies (U.S. History)

CHAPTER 1 NAME: _____ GRADE 3 | UNIT 1

ENGLAND ESTABLISHES COLONIES IN NORTH AMERICA

1. What is a monarchy?

2. What are three reasons England wanted to claim land in the "New World"?

3. Describe the geographic features of each colonial region.

Colony	Soil	Climate
New England Colonies		
Middle Colonies		

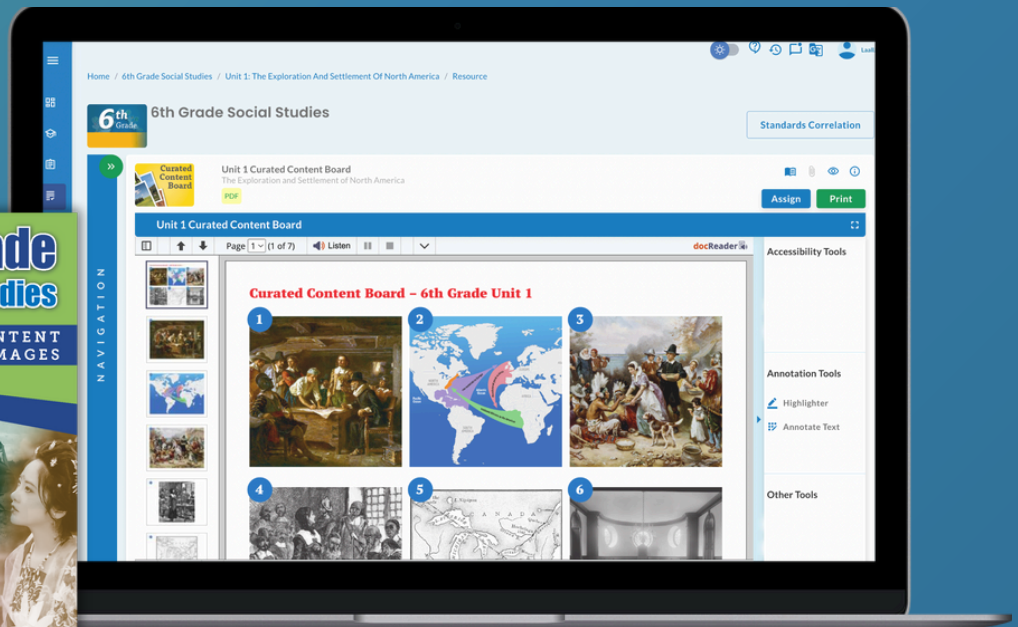



CURATED CONTENT BOARD IMAGES

Grades K-8 | PRINT + DIGITAL

Primary source and secondary source images show historical and contemporary photographs, artifacts, documents, maps, and more, all related to the topics in the unit or chapter they go with. Curated Content Boards can be used as part of lessons, openers, bellringers, exit tickets, end-of-unit reviews, and more! Authentic sources bring history to life!

With Curated Content Boards, you don't have to scour the Internet for sources.



PUTTING IT TOGETHER

Engage students and prompt inquiry, analysis, and critical thinking with primary and secondary source images included as part of Gallopade Curriculum.

Your **Teacher's Edition Part 1: Step-by-Step Teaching Guide** includes open-ended inquiry-based questions and strategies for use.





GALLOPADE ONLINE

Grades K-8 | DIGITAL

GO! - Gallopade Online is a versatile, digital learning platform with a user-friendly interface for students, teachers, and administrators.

GO! saves teachers time by streamlining the process of planning, assigning, testing, grading, and reporting.

GO! seamlessly incorporates digital instruction into your lessons and provides a complete curriculum for districts needing a fully online solution.



ADMINISTRATORS will find helpful reports that allow them to monitor district, school, and class performance, making it easier to provide support. Administrators also have access to full course content.

TEACHERS can use GO! to present content, make assignments, and review and grade students' work. Using digital assignments provides real-time data used to inform instruction at the class and individual student levels.

STUDENTS can access their Student Book and complete activities and assessments online.

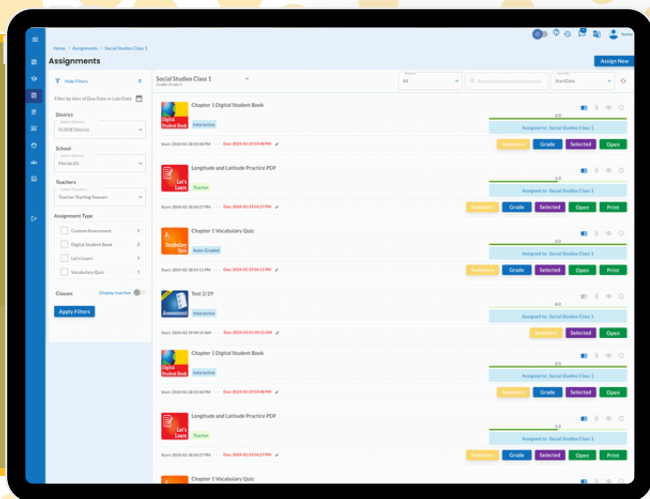
TEACHER TESTIMONIAL

"Gallopade has been an excellent learning tool for my students. The platform is very user-friendly and interactive, and my students and I enjoy delving into the content presented in each unit."

— Tiffany K. - 5th Grade Social Studies Teacher

There's More to "GO!"

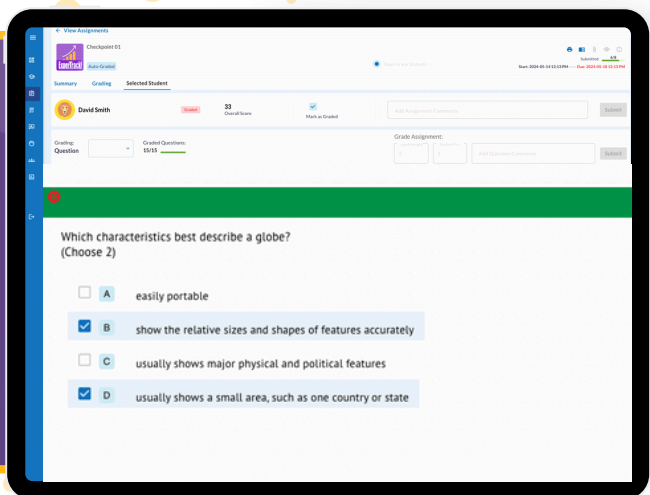




CUSTOMIZABLE ASSIGNMENTS

Assign by class or individual student. Additional features allow teachers to:

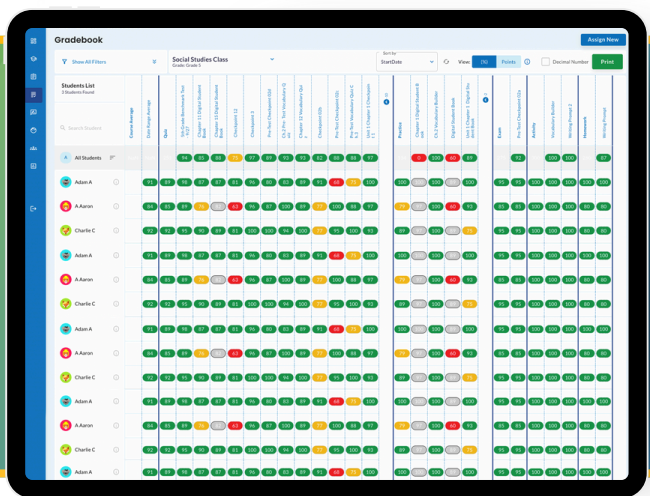
- Randomize Question Order
- Randomize Answer Choices
- Display Grades to Students
- Add Custom Instructions
- Choose Review Options
- Allow Late Submissions
- Manage Assignment Settings and Scoring



EASY GRADING PROCESS

GO! includes a “Needs Grading” widget right on the home page to make it easy to start the grading process. Teachers can then quickly assign grades and provide feedback to students.

Teachers have full access to every page of a student’s submission, including all answers and points scored. Teachers can view assignment status, final scores, item analysis, and more!



GRADEBOOK

The GO! Gradebook makes it easy for teachers to see how students are doing. Teachers can view data for individual assignments, as well as averages by assignment, date range, student, and class.

Teachers can edit, grade, review, submit, unsubmit, and create new assignments within the Gradebook.

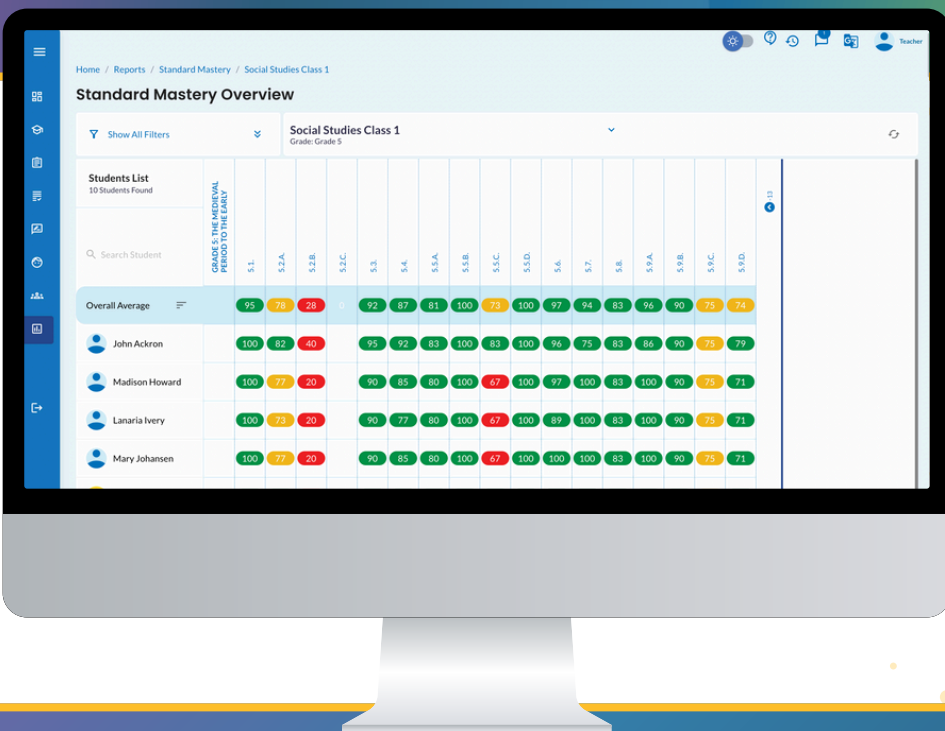
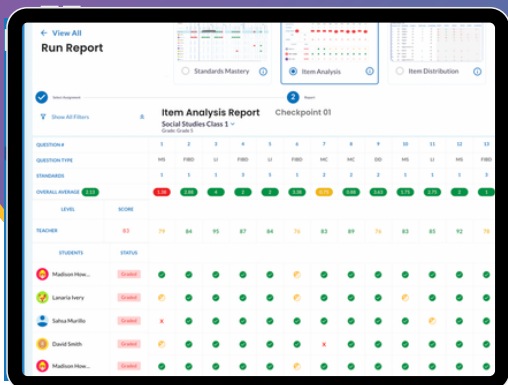
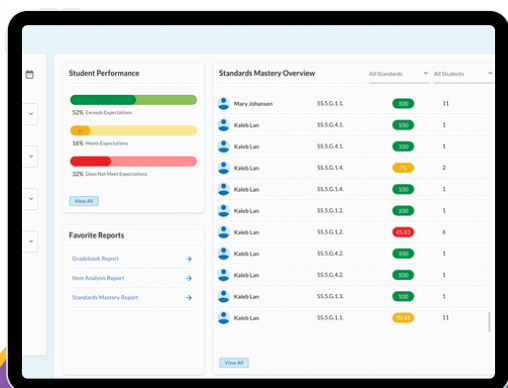
PUTTING IT TOGETHER



GO! makes planning easy. Teachers can browse resources organized by unit and chapter and easily choose which content and activities to assign. Grading and Reporting are built in, providing real-time results that save you time!

GO! provides comprehensive reports with informative insights that highlight opportunities for improvement. These reports empower teachers to make informed decisions, tailor their instructional strategies, and provide personalized support to enhance students' learning in the classroom.

- Standards Mastery Overview
- Gradebook Report
- Student Report
- Item Distribution Report
- Item Analysis
- User Usage



Administrators can view aggregated data in Reports to see performance by district, school, and teacher.



Registration Number:
IMSD2C6C25C26C27ge2024W1





EXPERTRACK

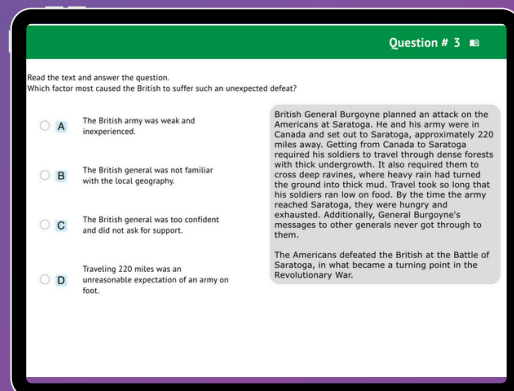
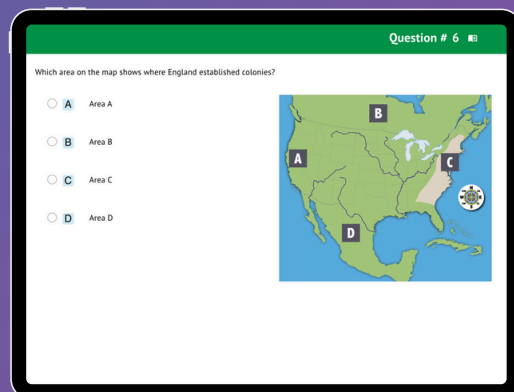
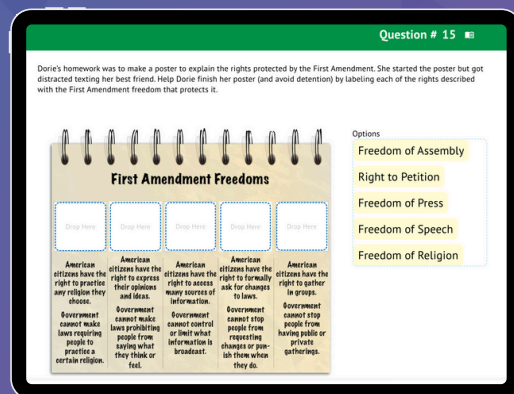
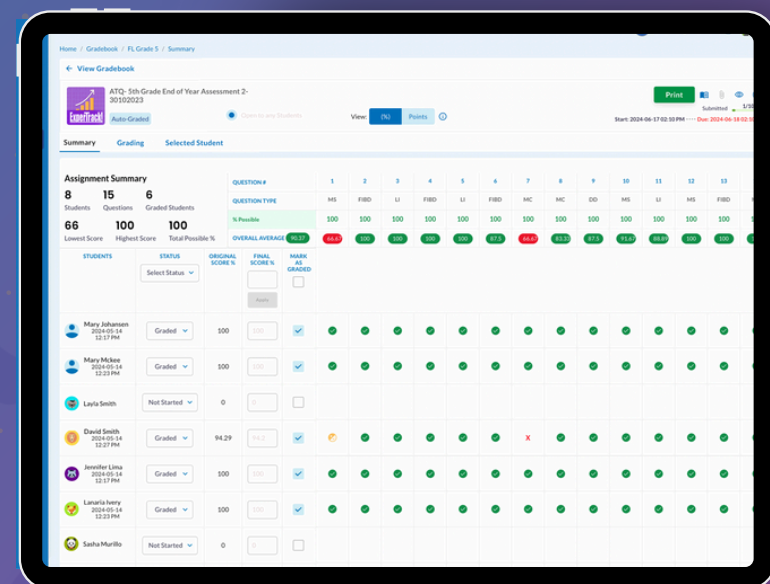
Grades K-8 | DIGITAL

With **ExperTrack**, teachers can review core content and assess skills using the pre-built, auto-graded assessments for each chapter or create custom assessments using Gallopade's Item Bank.

ExperTrack assessments improve learning outcomes by using standards-based questions across all Depth of Knowledge (DOK) levels to identify students' comprehension of key content.

PREBUILT ASSESSMENTS

Pre-built, auto-graded **Benchmark**, **Checkpoint**, and **End-Of-Year** assessments measure formative and summative progress and provide real-time results data to inform instruction.



Benchmarks

Measure and document students' annual progress and improvement.

Checkpoints

Evaluate comprehension after each chapter or unit.

End-Of-Year Assessments

Ensure cumulative understanding of content and skills learned throughout the school year.

PUTTING IT TOGETHER



ExperTrack's Grading & Reporting features make documenting your students' progress throughout the year easy and organized!

EXPERTTRACK ITEM TYPES INCLUDE:

- Multiple Choice
- Order of Events
- Categorization
- Map Skills
- Drag and Drop
- Matching
- Venn Diagram
- And More!



ITEM BANK

ExperTrack includes an extensive, standards-aligned **Item Bank** of questions.

CREATE YOUR OWN QUESTIONS

Create your own questions using six different types: Multiple Choice, Multiple Select, Sequencing, Open Response, Spelling, and Drawing. Questions can include text, images, and student hints if desired. Questions can be aligned to standards, units, and chapters.

BUILD YOUR OWN ASSESSMENTS

Create custom assessments by selecting questions from the Gallopade Item Bank and/or questions you create. Custom assessments make great Exit Tickets, Quizzes, Unit Tests, and more!

CUSTOMIZE EXISTING ASSESSMENTS

Customize pre-built assessments by making a copy of an existing test and editing it. Or, combine two or more existing assessments to create a new assessment that crosses multiple chapters—it's a great way to create Unit Tests or Semester Benchmarks.

SHARE YOUR ASSESSMENTS

Share custom-created assessments, questions, and resources with other teachers at your school by creating a Content Collection and assigning members the right to read, publish, or edit.



TEACHER TESTIMONIAL

"Gallopade Curriculum is one of the best resources I have encountered! The pictures, projects, videos, assignments, and end-of-chapter tests make the students more interested in learning more about Social Studies. I really do not need new resources in Social Studies!"

— Sharon M. - 5th Grade Language Arts, Reading, Math, Science, Social Studies & Health



BIOGRAPHY READERS

Included for Grades K-2 | PRINT — Add On for Grades 3-5 | PRINT

Build literacy skills and content knowledge with Gallopade's **Biography Readers**.

These historical narratives are about the notable figures featured in Georgia's state standards. Each biography expands students' knowledge of the life and contributions of a significant person while also building literacy skills. Each Biography Reader includes a glossary, fun facts, quiz, and more!





TEACHER TESTIMONIAL

"Every famous person in our standards has a matching biography that lets teachers integrate reading with Social Studies...true teaching. It is wonderful to find expert materials that enable teachers to create exceptional lessons that engage students."

— **Rena B. - Director of Standards-Based Learning**

ALL NEW Early Reader Editions Include Updated Stories and Activities Tailored to K—2 Students



KINDERGARTEN READER SET:




(Included in Class Set Purchase)

- Christopher Columbus
- Martin Luther King, Jr.
- Abraham Lincoln
- Donald Trump (or current U.S. President)
- George Washington

1ST GRADE READER SET:

(Included in Class Set Purchase)

- Ruby Bridges
- George Washington Carver
- Lewis & Clark
- Benjamin Franklin
- Thomas Jefferson
- Theodore Roosevelt
- Sacagawea



2ND GRADE READER SET:

(Included in Class Set Purchase)

- Jimmy Carter
- Martin Luther King, Jr.
- Juliette Gordon Low
- Mary Musgrove
- James Oglethorpe
- Jackie Robinson
- Sequoyah
- Tomochichi

3RD GRADE READER SET:


- John Cabot
- Christopher Columbus
- Hernando de Soto
- Jacques Cartier
- Vasco Núñez de Balboa
- Henry Hudson

4TH GRADE READER SET:

- John Adams
- Ulysses S. Grant
- James Madison
- Susan B. Anthony
- Patrick Henry
- Black Regiments
- Benedict Arnold
- Thomas Stonewall Jackson
- Paul Revere
- John Brown
- Thomas Jefferson
- William Tecumseh Sherman
- Jefferson Davis
- Robert E. Lee
- Elizabeth Cady Stanton
- Frederick Douglass
- Daughters of Liberty
- Sojourner Truth
- Benjamin Franklin
- Sons of Liberty
- Harriet Tubman
- King George III
- Abraham Lincoln
- George Washington

5TH GRADE READER SET:

- Tuskegee Airmen
- Lyndon B. Johnson
- Rosa Parks
- Louis Armstrong
- Robert F. Kennedy
- Ronald Reagan
- Alexander Graham Bell
- John F. Kennedy
- Rosie the Riveter
- George Washington Carver
- Martin Luther King, Jr.
- Eleanor Roosevelt
- Cesar Chavez
- Charles Lindbergh
- Theodore Roosevelt
- Thomas Edison
- Thurgood Marshall
- Franklin Delano Roosevelt
- Duke Ellington
- Joseph McCarthy
- Babe Ruth
- Henry Ford
- William McKinley
- Black Cowboys of Texas
- Herbert Hoover
- Margaret Mitchell
- Harry Truman
- Langston Hughes
- Jesse Owens
- Orville and Wilbur Wright



PUTTING IT TOGETHER

Bring historical figures to life while improving reading skills. Gallopade's **1000 Readers** incorporate activities, fun facts, and quizzes to help reinforce and retain knowledge in an engaging manner.

BIOGRAPHY READER CLASS SET PRICING

Kindergarten Biography Reader Set	(5 Titles x 25 Copies Each)	\$111.25
1st Grade Biography Reader Set	(7 Titles x 25 Copies Each)	\$155.75
2nd Grade Biography Reader Set	(8 Titles x 25 Copies Each)	\$178.00
3rd Grade Biography Reader Set	(6 Titles x 25 Copies Each)	\$133.50
4th Grade Biography Reader Set	(24 Titles x 25 Copies Each)	\$534.00
5th Grade Biography Reader Set	(30 Titles x 25 Copies Each)	\$667.50

Individual Reader Packs for 1 Title (25 copies) are Available for \$24.75 Each



GEORGIA PRICING

Save more with multi-year adoptions! Contact us or visit gallopadecurriculum.com for more pricing information* and custom quotes. New Student Books and Biography Readers are shipped each year with multi-year adoptions. Please include or mention **Catalog Code GA25** on all orders.

GRADE	FORMAT	1-YEAR ADOPTION	6-YEAR ADOPTION (30% SAVINGS)
K	Print + Digital CLASS SET	\$393.50 \$15.74 per student/yr	\$1,652.70 \$11.01 per student/yr
1st	Print + Digital CLASS SET	\$431.00 \$17.24 per student/yr	\$1,810.20 12.06 per student/yr
2nd	Print + Digital CLASS SET	\$524.75 \$20.99 per student/yr	\$2,203.95 \$14.69 per student/yr
3rd	Print + Digital CLASS SET	\$499.75 \$19.99 per student/yr	\$2,098.95 \$13.99 per student/yr
4th	Print + Digital CLASS SET	\$499.75 \$19.99 per student/yr	\$2,098.95 \$13.99 per student/yr
5th	Print + Digital CLASS SET	\$499.75 \$19.99 per student/yr	\$2,098.95 \$13.99 per student/yr
6th	Print + Digital CLASS SET	\$574.75 \$22.99 per student/yr	\$2,413.95 \$16.09 per student/yr
7th	Print + Digital CLASS SET	\$574.75 \$22.99 per student/yr	\$2,413.95 \$16.09 per student/yr
8th	Print + Digital CLASS SET	\$574.75 \$22.99 per student/yr	\$2,413.95 \$16.09 per student/yr

CONTACT GALLOPADE FOR **DIGITAL ONLY** PRICING



PRINT RESOURCES

25 Student Books

(Students receive new books every year, for the life of your adoption!)

Teacher's Edition Part 1: Step-by-Step Planning Guide

Teacher's Edition Part 2: Student Book Answer Key

K-2 Biography Reader Sets

K: 5 Titles x 25 Copies Each
1ST: 7 Titles x 25 Copies Each
2ND: 8 Titles x 25 Copies Each

Curated Content Board Image Pack*

**With 6-Year Adoption Only*



DIGITAL RESOURCES

25 Student licenses to GO! - Gallopade Online

including **Student eBook** and **Digital Course**

Teacher's license to **GO! - Gallopade Online**, including digital **Teacher's Editions**, **Teaching Tools**, **Curated Content Board Images**, **ExperTrack Assessments + Item Bank**, **Grading & Reporting**, and much more!



TRAINING & SUPPORT

Included **FREE** with your Adoption



BEYOND THE CLASSROOM



ONGOING SUPPORT FOR YOUR SCHOOL AND DISTRICT

Our partnership with teachers goes beyond classroom materials. Our team of experts is available to help you with anything you need, from training and support to tips for navigating your tools and online resources with ease.

We offer a wide range of support services, including in-person or virtual training, live webinars, knowledge-based articles, and online chat. Our team is proactively involved in your experience to help you use Gallopade Curriculum to its full potential.

Visit gallopadecurriculum.com/training-and-support to find more information or to get in touch with our team of experts. We're here to help you succeed so you can help your students do the same!



AT-HOME SUPPORT FOR FAMILIES

Families can take an active role in their child's success with at-home digital access to their student's eBook and assignments. Teachers can use our "newsletters" for each unit to provide at-home support and activity ideas to continue learning outside of the classroom.



SUPPLEMENTAL RESOURCES

Gallopade's award-winning supplemental materials further engage students with social studies. Enhance your students' learning experiences with books, maps, timelines, primary source packs, and more, on topics found in your grade's standards.



Scan the QR code or visit gallopade.com to browse Supplemental Resources for Georgia.



PO BOX 2779
Peachtree City, GA 30269

gallopadecurriculum.com
gallopade.com

GET IN TOUCH

Visit gallopadecurriculum.com/georgia to learn more, or contact your regional Curriculum Consultant for additional information or to schedule a demonstration.

SALES

Greg Farmer
NATIONAL CURRICULUM MANAGER
(470) 344-0608
greg@gallopade.com

Mary Davis
CURRICULUM CONSULTANT
(470) 645-3345
mary@gallopade.com

SUPPORT

Leslie Crawford
TRAINING & SUPPORT
(470) 322-4737
leslie.crawford@gallopade.com

SHIPPING

Standard Shipping: 3-8 Business Days, 10%, \$10 Minimum

TERMS & CONDITIONS

All public institutions and/or established accounts with authorized purchase orders may charge their orders. **Terms are Net 30 days.** Prices are subject to change. Not responsible for errors or omissions in this catalog. Gallopade is the sole source provider for Gallopade Curriculum and all its products.

CONTACT

Call: (800) 536-2438
Fax: (800) 871-2979
Email: orders@gallopade.com
Online: gallopade.com
Mail: Gallopade | PO BOX 2779
Peachtree City, GA 30269



Scan the QR to fill out a custom quote form or visit gallopadecurriculum.com. Please include or mention **Catalog Code GA25** on all orders.

THERE'S MORE TO DISCOVER



Scan the QR code to sign up to receive the latest updates for Georgia from Gallopade Curriculum.



Scan the QR code to view the full Georgia Curriculum catalog online.