

Online Book Club

The Mystery in Chocolate Town

Bring It To Life!

1. Make some Hershey's Kiss Cookies! Follow the recipe below and serve your cookies at your next Book Club meeting. A big glass of milk would be the perfect complement to this tasty treat!

Ingredients:

1/2 cup shortening	1 teaspoon vanilla
1-3/4 cups flour	1/2 cup brown sugar
1/2 cup peanut butter	1/2 teaspoon baking soda
2 tablespoons milk	1/2 cup of sugar in a small bowl
1 egg	Hershey's Kisses

Directions:

Preheat oven to 375 degrees. Combine all ingredients except the sugar and chocolate kisses. Roll dough into small balls. Roll balls in the sugar. Bake for 7 to 8 minutes. Remove cookies from oven and press a chocolate kiss in the middle of each cookie. Bake for two minutes. Enjoy!!

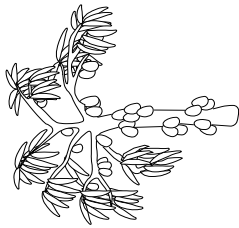
2. Did you know that chocolate can be good for you? That's good news for chocoholics everywhere! Ask two Book Club members to volunteer to research the health benefits of chocolate. Have them make a chart to share with the class, and be sure to decorate it with lots of chocolate goodies!

3. Everyone recognizes the famous brown wrapper around a Hershey chocolate bar! Pretend that Hershey wants a new look for its famous product. Design a new wrapper. It might be red; it might be green; it might be silver; it might have stripes! Be colorful! Be creative! Be chocolate-y!

4. Keep your chocolates handy in a special place! Create a special container just for you. You might use a glass jar decorated with colorful tissue paper. Or, you might decorate a potato chip can. If you are in for a challenge, try making a box out of paper using the origami techniques described at <http://www.origami-instructions.com/origami-box.html>.




Christina's Chocolate - Making Scrapbook



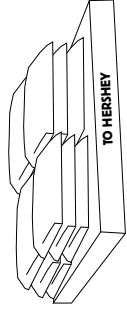
Cacao beans grow in pods.



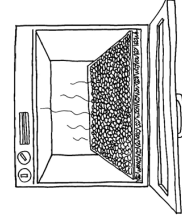

The pods are cut open.



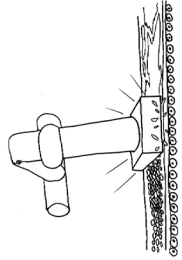
Beans dry in the sun.



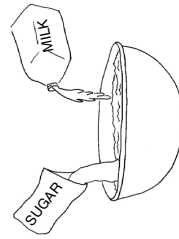
Bags of beans are shipped to Hershey.



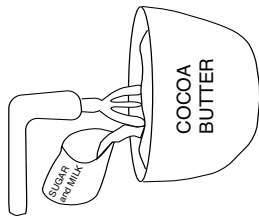
The beans are roasted.




The beans are crushed into a thin paste called chocolate liquor. The liquor is pressed to separate cocoa butter from cocoa solids.



Sugar and milk are mixed together and extra water is taken out.




The milk/sugar mixture is added to the cocoa butter. The paste is conched and tempered.



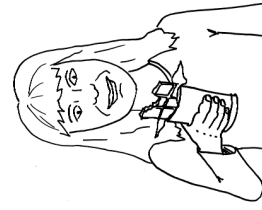
The chocolate is poured into a mold.



Chocolate is wrapped to keep it fresh.




The chocolate is shipped to stores.



This chocolate is delicious!


THE HISTORY OF CHOCOLATE

Chocolate has been around for a very long time. Here are some highlights in the sweet history of chocolate:



250-900 A.D.

The Mayan people in central Mexico ground cacao seeds into a paste. They mixed it with other ingredients like cornmeal, water, or chili peppers to make a spicy little concoction!



1200s

The Aztecs conquered the Mayans. They enjoyed chocolate, too! In fact, the Aztecs liked it so much that they began to use cacao beans as money. Chocolate was also used in religious ceremonies.



1500s

Spanish explorers in the New World were served chocolate drinks by the Aztecs. Explorer Hernando Cortez brought cacao beans and the recipe for the chocolate drink back to Europe. It was still a bitter brew, so the Spanish sweetened the drink with sugar. Mmmm...what a difference!



1600s

The demand for chocolate drinks spread across Europe. Chocolate was expensive, so only the wealthy could enjoy it. Plantations were established to grow cacao and sugar.



1700s

A machine was invented to grind cacao beans. A chocolate mill in the United States began to sell chocolate powder.

1800s

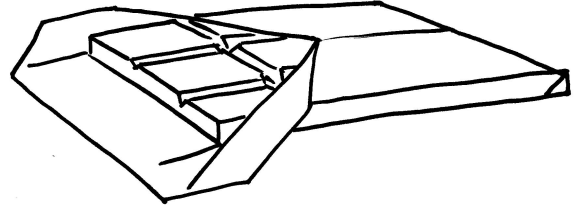
The first chocolate bar was created in England when cocoa powder, sugar, water, and melted cocoa butter were mixed and poured into molds. Creamy milk chocolate came about by adding condensed milk to melted chocolate. Machinery was invented during the Industrial Revolution to produce chocolate quickly and cheaply!



And the rest is HISTORY!

THE POWER OF CHOCOLATE

Have you ever heard people say how much they love chocolate? Or that "chocolate should be the fifth food group?" Now you have a chance to say how you feel about chocolate! Use each letter in the word "chocolate" below to describe something about it. One has been done for you.



C

H

O

C

O

L

A

T

Enjoy it on my ice cream sundae!

Online Book Club

The Mystery in Chocolate Town

Talk About It!

1. Everyone has failures in life. How did Milton Hershey turn failures into success?
2. What did you think of the kids' idea to give some of their money to the Milton Hershey School? How did their plan go awry to some degree? Which is better: good intentions or actual actions?
3. Why was Hershey called the "Town that Chocolate Built?"
4. At first, the kids think that working in a chocolate factory sounds like fun. How is their opinion somewhat different after they visit the Longitude area of the Hershey Museum?
5. How do you think that work in the Hershey factory might have changed over the 100 years of its operation? For men? For women? How about working conditions?
6. How do you believe that the citizens of Hershey felt about Milton Hershey keeping them in their jobs during the Great Depression? How were their lives different from those of people who lived in other areas during these years of great economic hardship?
7. What was your favorite part of this mystery? Why did you like it?
8. What was the most interesting thing you learned about Hershey and its famous chocolate products from reading this book?
9. If you were going to write a Real Kids, Real Places Mystery, what place would you choose for the setting? Why?



What's Your Favorite?

Do you know how many tasty chocolate products are made by the Hershey Company? Let's find out! Visit www.hersheys.com and research Hershey's products. List six of your favorites below and draw a picture of each one next to its name.

1. _____

2. _____

3. _____

4. _____

5. _____

6. _____

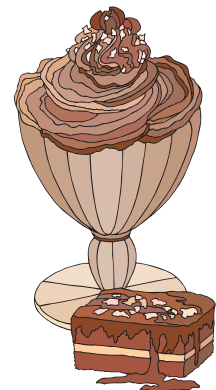
CHOCOLATE WORD SEARCH

Do you like your chocolate "chilled?" Do you long to "chew" a piece of it right now? Find some "charming" chocolate words that you "cheerfully cherish" in the Word Search below!

Y W A N Y Y F I B C T N C H X
 C H H A M M I F H L Q U A Y A
 S M O A X M F O E J W U C Z G
 X E E T F N C M L B O R A Y M
 C R I S U O I C I L E D O E Y
 C A J N L F U D G E S L W H V
 W O N A W Y R G C U P B L S U
 E X T D N O W Z G C A K E R G
 F E W A Y I R A P B B S X E E
 M C X S C H R B K A G M C H T
 Y X J J S D K W L R F R O R S
 T E E W S I V P I V T L T L Q
 S U L N J E K L M Q J Q Z G D
 U P O N M N H D D X D U C S W
 E A S U A B H E Q C O J J L M

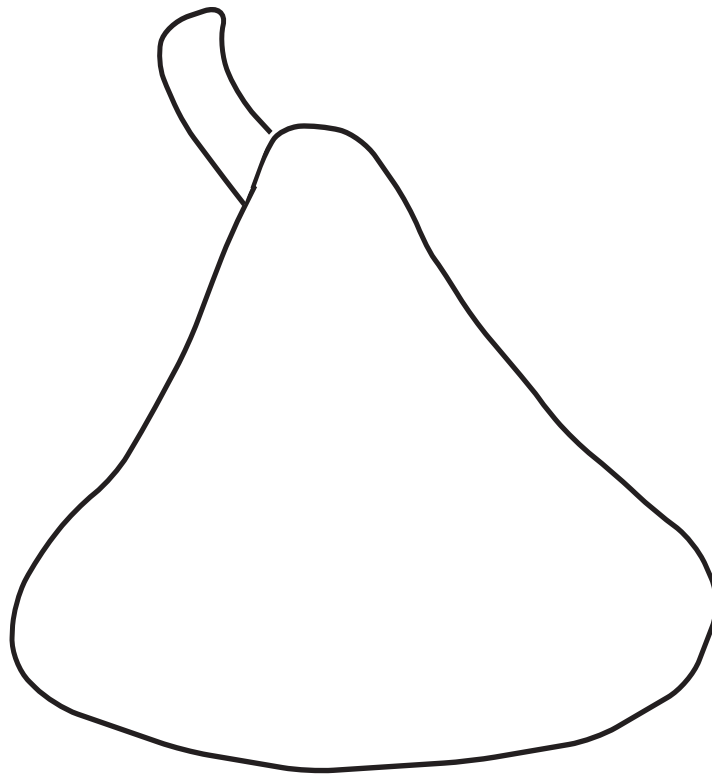
WORD BANK

CHOCOLATE	FUDGE	BROWNIES	CANDY
BAR	KISS	HERSHEY	CACAO
SUGAR	MILK	CREAMY	SWEET
MELT	CAKE	DELICIOUS	MOLD



Kiss-able Character!

What character can you make from a Hershey's kiss? Use the kiss below to draw a cool, chocolate character! The kiss can be used for your character's head, or for your character's body, or as a hat...whatever you decide. Name your character on the line at the bottom of the page.



My character's name is: _____