

# Bad Dude Blackbeard

Pirates are a topic of conversation in *The Secret of Eyesocket Island*. Edward Teach, better known as Blackbeard, was called the “fiercest pirate of them all!” The infamous pirate often visited Georgia’s shores. Blackbeard Island is one of Georgia’s coastal islands on the Atlantic Ocean. It is named after the pirate, who some say, buried treasure there. In 1940, Blackbeard Island was designated a national wildlife refuge to protect native wildlife and migratory birds.



Do you think his treasure might be buried somewhere on the island?

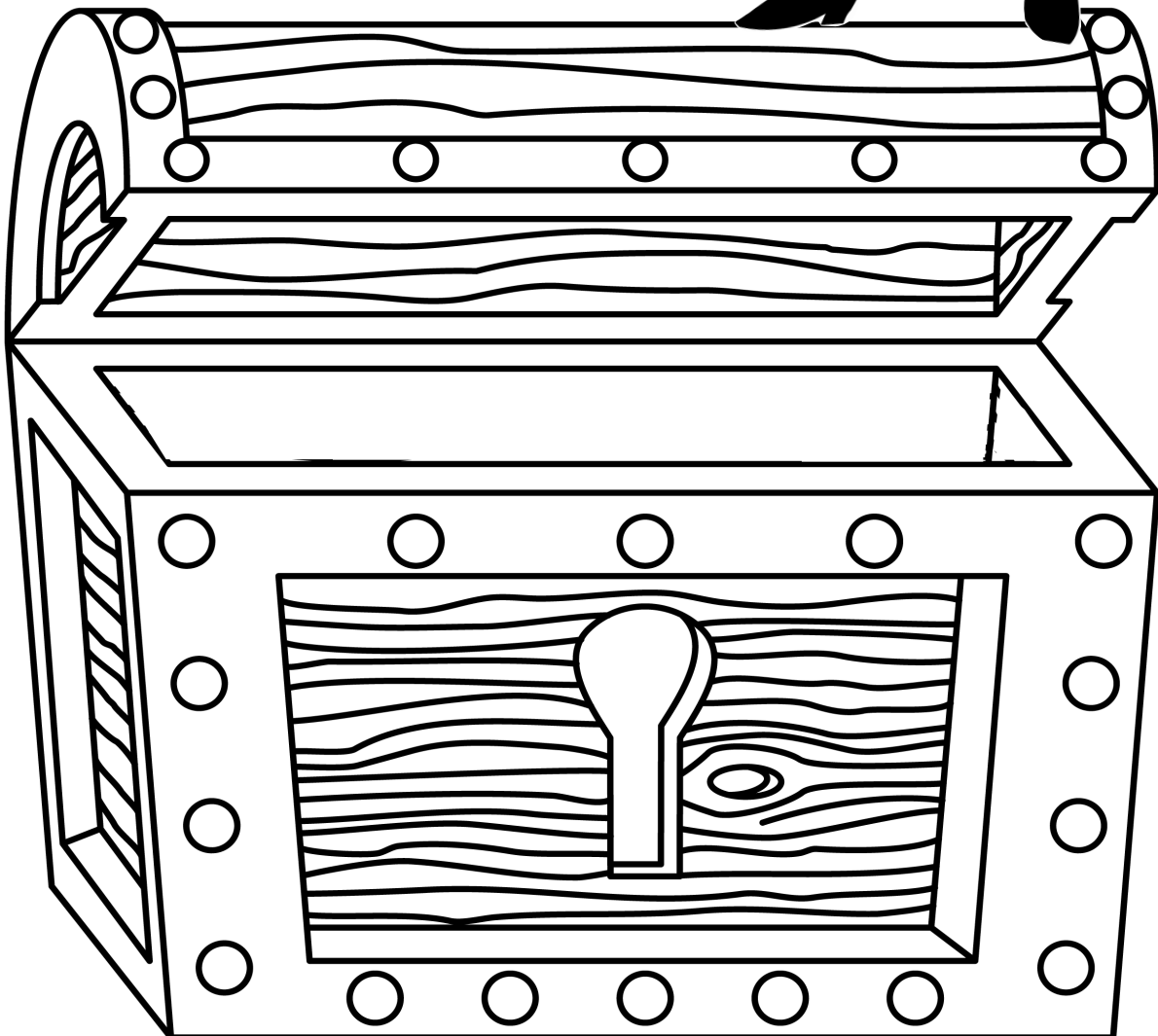
**Color the Treasure Chest.**

**Woodgrain=brown**

**Trim=yellow**


**Round Jewels=blue and green**

**Add all the booty (treasure) inside that you want!**



# Coastal Island Crossword

Refresh your memory and expand your vocabulary by doing this crossword puzzle using words from *The Secret of Eyesocket Island*.



Across

1. The name of Daniel Brickhill's daughter.
6. Dangerous creatures living in the wetlands.
8. The first thing Simon bought with his money
10. What Ben and the Kids used to capture the bad guys!
11. Sweet treat Miz Emmeline made for the Kids.
12. Mr. Nebble's housekeeper.

Down

2. What Frederica became when she grew up.
3. The Kids are searching for this island.
4. The name of Mr. Nebble's property.
5. What Simon's father did for a living.
7. Where Miz Emmeline lived.
9. He loves Miz Emmeline.



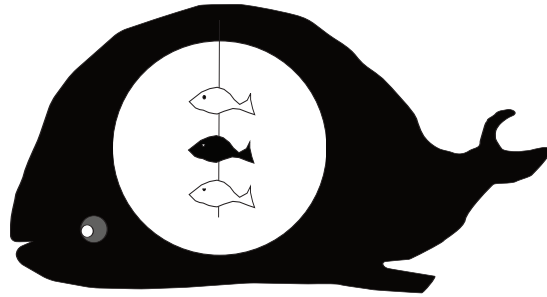
# Weave Your Very Own Web Page!

Pretend that you work for Gallopade and Carole Marsh Mysteries. Your job today is to build a web page to promote *The Secret of Eyesocket Island*. Draw pictures and write copy that will describe the mystery and make other kids want to read it! Make sure you don't tell the ending!



# Make a Whale Mobile

Simon and Frederica fly over migrating right whales in *The Secret of Eyesocket Island*. Use the directions below to make your own whale mobile to fly over your classroom or bedroom!



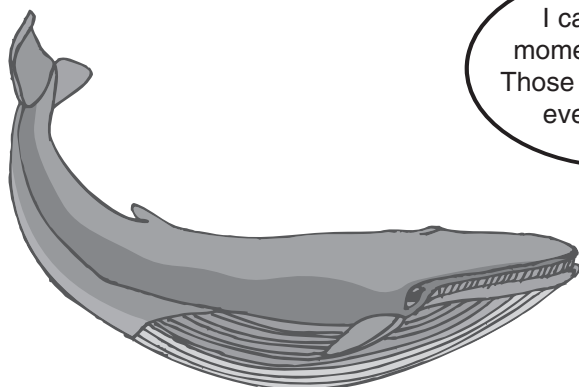
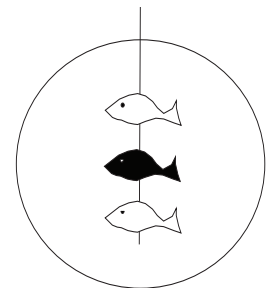

## Materials:

1. One 9x12-inch sheet of white paper (or newspaper will do)
2. One 9x12-inch piece of heavy black construction paper
3. Three 1x3-inch scraps of colored construction paper
4. Scissors
5. Needle and thread

## Instructions:

1. Draw a whale shape on the white paper. Draw a hole in the middle, and cut out the hole. Cut out the whale to use as a pattern.
2. Trace the pattern onto the black paper and cut it out.
3. Cut three little fish from the scraps of colored construction paper.
4. String the little fish in line with the needle and thread. Tie to the tip of the hole in the whale.
5. Tie a string to the top of the whale to hang it.

Your mobile is complete!



I can't have a moment to myself! Those fish follow me everywhere!!!

# WHAT'S YOUR STORY?

It's time to use your imagination! Pick an adult character listed in the Postlogue of *The Secret of Eyesocket Island*. Write a story about this person's childhood. Talk about where this person grew up, what his or her family was like, and what things he or she liked to do for fun! It's all up to you!

A large writing area designed to look like an open notebook. On the left side, there is a vertical spiral binding. The main area is filled with horizontal lines for writing. The right side of the notebook is rounded, suggesting the spine of the book.