

Road Map to Using **THE STUDENT'S CIVIL WAR**™

150TH ANNIVERSARY EDITION - 1861-1865

From Carole Marsh

Teacher: This is a friendly, simple, easy approach to using The Student's Civil War materials to teach as little, or as much, as you wish—in any timeframe convenient for you! Suitable for grades 4-8.


Get Prepared!



Start with the **Teacher's Guide** for Lesson Plans and other tools to help you help students effectively navigate through the **Student Workbook**.

Set the Scene!

Have your students read aloud each day the real words of the war's many participants.



Read "The Civil War in a Nutshell" to give students a quick, dramatic, entertaining overview of the war.



Put up your Bulletin Board and Timeline to start what will become a dramatic Resource Center!




War Begins!

Go to www.thestudentscivilwar.com to hear the "rebel yell"!

Use quiz after Chapter 4 to review pre-war events.




Discuss the first shots fired at Fort Sumter!



Explore how geography made all the difference in the war!

Read about the **Underground Railroad**.



Learn about the amazing story of slaves, non-slaves, and those who helped or hindered them during the war!

Introduce Civil War facts with a fun, lively classroom game!

Before the War...


Help students learn all that led to the war.

Individual **Student Workbooks** allow each child to engage with the history, geography, and people of the war—and enjoy doing so!

Students will learn the true facts, and then draw their own conclusions!



Read *The Mystery at Fort Sumter*—learn all about the fort.




More than 20 activities help students build a classroom cyclorama, sing authentic Civil War songs, make real hardtack, and more!


Sing the North's anthem, "The Battle Hymn of the Republic"!




Students will learn the war leaders' strengths, weaknesses, and strategies!



Discuss the advantages the North had over the South in Chapter 5.



Witness the first major battle of the war and all that it led to!



Read a trivia fact each day for enriching additional history of the war.


Discuss naval strategy: Battle of the Ironclads and Scott's Great Snake!



Use the many maps to help students see where the war's battles took place, and why!



Make hardtack and Johnnycakes!




Sing the South's anthem, "Dixie"!




Read about the "Bloodiest Day of the Civil War" at Antietam.



Cheer for the Emancipation Proclamation!




Learn about the turning point of the war—the Battle of Gettysburg.




Identify the cause of most Civil War deaths in Chapter 7.

Make berry ink and write letters home with it!



Read an excerpt from the Gettysburg Address.




Experience the Confederate victory at Chickamauga.




Build a soldier's tent!



Create a play with dialogue from the WHO book!




Prompt discussions about lessons learned in the war.



Watch the movie "Glory"—about the first black regiment!




Cut out General Collectible Cards. Invent a game!



"March to the Sea" with General Sherman.



Describe the horror of Civil War prisons.




Review major battles.



Study Confederate surrender at Appomattox Court House.




Reinforce lessons and introduce Reconstruction.



Discuss Reconstruction in Chapter 8. Use quiz at the end to review Civil War events.


Wrap It Up!

Reenact a soldier's homecoming!



Test students' knowledge with the Civil War game!

Reinforce lessons by reading about famous people!



Once you complete your Civil War studies, CELEBRATE! Send photos of your Civil War journey to customerservice@gallopade.com, so we can post them on our website!

This road map was designed with products from The Student's Civil War Curriculum Deluxe Set. For assistance, go to www.gallopade.com, www.thestudentscivilwar.com, or call 800-536-2438.