

# You Can Eat A Shark!



Yes, it's true! With a shark cookie cutter, you can make shark sugar cookies and turn the tables on those shifty sharks! If you don't have a shark cookie cutter, trace a simple shark pattern. Then, place your pattern over the dough and make a shark!

## sand shark cookies

- 1 cup butter
- 1 cup granulated sugar
- 3 cups flour
- 1 egg
- 1-1/2 tsp baking powder
- 1 tsp vanilla extract
- 1/2 tsp salt

### Special Tip!

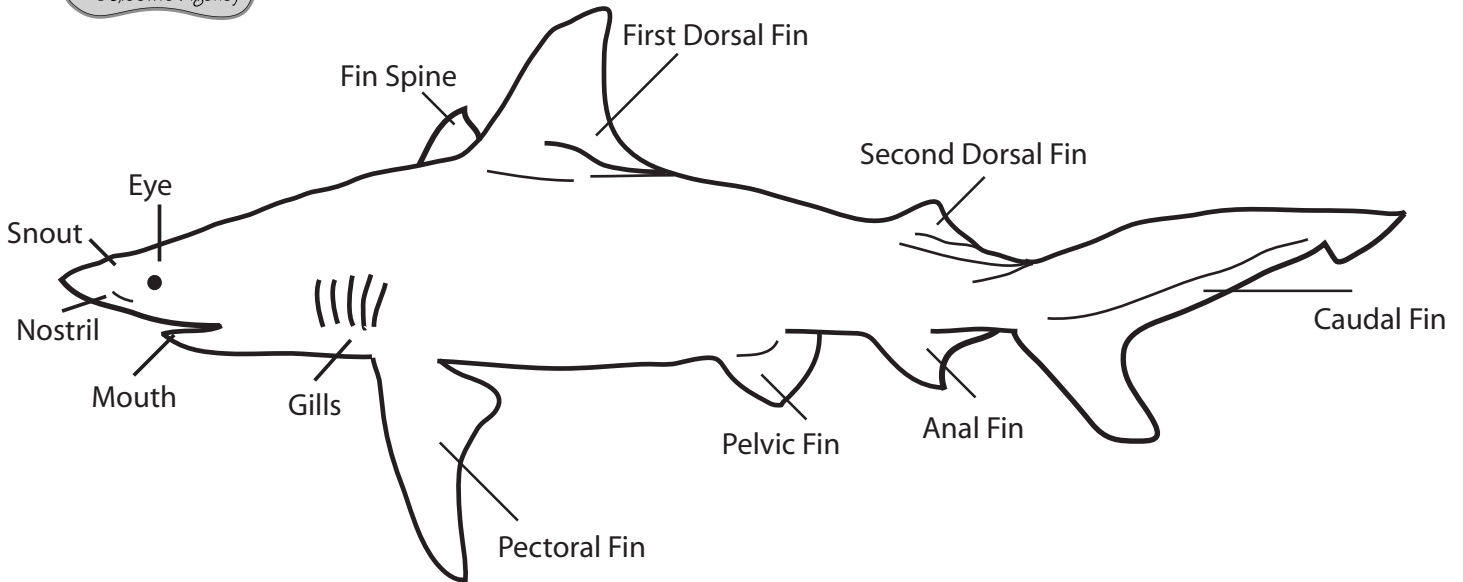
If you want to decorate your cookies, cut off the white tips of candy corn to make shark teeth for your cookies! You can use a chocolate chip for the shark's eye, too!

Preheat oven to 350 degrees. Cream butter and sugar in a large bowl. Add egg and vanilla to the butter and sugar mixture. Mix flour, baking powder, and salt in another bowl. Add the dry ingredients, a little at a time, to the butter mixture. Chill the dough in the refrigerator for one to two hours. Place your dough between two sheets of wax paper. Use a rolling pin to roll it flat to the thickness you want. Cut dough into shark shapes. Bake on an ungreased baking sheet for 8 to 10 minutes until cookies turn brown on the edges. Enjoy your sharks!




# meet Jawsie!

Learn about the parts of a shark below. After you have finished, use your crayons to color Jawsie! Then, read the tips below Jawsie on how you can find shark teeth!



## Tips to Find Shark Teeth



- Look in a section of the beach where you see more blackish things than shells. Look carefully, and pick up anything black. Works best at low tide!
- Look at the water's edge where shells and rocks are being pulled back to the ocean. If you think you see a shark tooth, grab it and all the shells around it, because it's hard to catch!





# Shark Smarts!



See how much you know about sharks! Read the names of sharks below. Do you think they are all real names of sharks? Check the ones you think are real sharks!

- \_\_\_ 1. Angel Shark
- \_\_\_ 2. Blue Shark
- \_\_\_ 3. Cookiecutter Shark
- \_\_\_ 4. Goblin Shark
- \_\_\_ 5. Great White Shark
- \_\_\_ 6. Hammerhead Shark
- \_\_\_ 7. Mako Shark
- \_\_\_ 8. Nurse Shark
- \_\_\_ 9. Spiny Dogfish Shark
- \_\_\_ 10. Thresher Shark
- \_\_\_ 11. Tiger Shark
- \_\_\_ 12. Whale Shark
- \_\_\_ 13. White Tip Reef Shark
- \_\_\_ 14. Wobbegong Shark
- \_\_\_ 15. Zebra Shark



Visit these websites to learn more about sharks!

<http://www.sdnhm.org/kids/sharks/faq.html>

<http://www.kidzone.ws/sharks/index.htm>

Answers: All are correct!